



Indiana State University

Office of Sponsored Programs

Annual Report

July 1, 2003 — June 30, 2004

Office of Sponsored Programs

Annual Report: July 1, 2003 through June 30, 2004

The Office of Sponsored Programs promotes the research, scholarship and creative activities of Indiana State University's faculty, staff and students. The office coordinates the pre-award activities associated with external funding.

Staff

Mark D. Green, Ph.D.
Director

Dawn Underwood, MBA
Associate Director

Lea Hollowell, MBA
Research Coordinator

Tom Rogge, MA
Senior Research Associate

Beth Loudermilk
Sponsored Research Specialist

Eva Dawson
Office Manager

Sondra Wilkison
Office Assistant

Karen Mandino
Office Assistant

Services Provided

- Identifying Funding Opportunities
- Conducting Personalized Searches
- Proposal Development
- Application Processing
- Grant and Contract Negotiation
- Institutional Reporting
- Institutional Compliance Monitoring
- Support for Internal Research Awards
- Workshops and Seminars
- Liaison to External Agencies
- Intellectual Property Review

FY 2003-2004 Highlights

The 2003/2004 fiscal year was an outstanding year, with growth observed both in the number of proposals submitted and awards received. As competition for traditional sources of funding becomes more fierce, the University community is increasingly recognizing the value of seeking external funding to support projects that expand opportunities for experiential learning, research, community engagement, and economic development.

The University received over \$10 million in awards during the fiscal year with an average award of approximately \$83,000. Some projects were modest with awards of \$240 - one to support student research and a second to conduct testing of packaging processes. Others were more complex, such as a \$975,000 award to support specialized training to enhance the problem solving skills of educators and others involved in supporting children with or at risk for disabilities and to increase their capacity to effectively facilitate collaborative meetings.

In July 2003, the office welcomed Lea Hollowell to the staff. Among other responsibilities, Lea assumed the responsibility of working with faculty and staff to develop their project budgets. More recently Lea has taken over the additional responsibilities of editing the departmental newsletter and providing additional guidance in overall proposal development.

The office also hosted a series of new workshops and training opportunities throughout the year. These have included brownbag sessions on proposal development, proposal preparation, routing a proposal, Indiana Campus Compact grant opportunities, and compliance issues; a three-day grant writing workshop; and a TRIO satellite conference.

The office is excited about the accomplishments of the past fiscal year and look forward to working with the faculty, staff, and students in the year ahead. External funding plays a crucial role in reaching the strategic goals of the University and claiming our place as the Midwest's pre-eminent public university.

Indiana State University
Grant & Contract Activity
20–Year History

Fiscal Year	Proposals Submitted	Funds Requested	Proposals Funded	Funds Awarded*
2004	239	\$47,757,809	122	\$10,217,123
2003	226	\$45,250,682	126	\$8,685,482
2002	199	\$23,867,972	112	(D) \$10,533,298
2001	201	\$26,222,069	135	(C) \$13,016,190
2000	221	\$40,041,676	122	(B) \$14,121,653
1999	135	\$22,673,479	85	\$5,061,883
1998	157	\$21,363,652	82	(A) \$11,177,643
1997	165	\$19,424,210	77	\$4,422,810
1996	146	\$13,933,107	86	\$3,983,670
1995	179	\$28,946,918	73	\$5,582,761
1994	198	\$28,170,936	98	\$3,792,367
1993	180	\$11,464,322	100	\$4,287,523
1992	182	\$14,971,705	105	\$2,702,531
1991	170	\$18,663,774	95	\$3,030,179
1990	165	\$9,043,081	84	\$2,740,472
1989	124	\$6,271,278	100	\$3,495,288
1988	177	\$9,350,338	104	\$3,153,983
1987	113	\$5,595,109	85	\$4,026,738
1986	148	\$13,384,713	87	\$3,249,246
1985	147	\$9,633,250	61	\$1,594,137

Proposals funded in a given year may have been submitted during a previous fiscal year. Because of this, it is not possible to determine the success rates for proposals or accurate to calculate awarded funds as a percent of requests from this table.

* Awards are reported on a cash basis. Funds Awarded represents the total amount awarded for a project. Project awards may be expanded over multiple fiscal years.

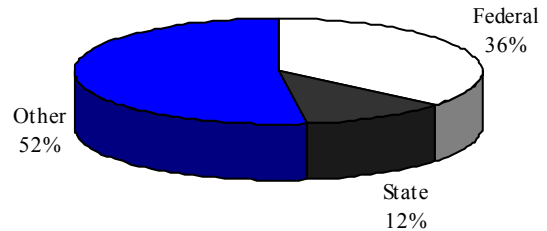
Notes:

- (A) Includes \$5,496,416 in contracts from Caesars Casino Incorporated for an archaeological project.
- (B) Includes a \$7,493,807 contract from Caesars Casino Incorporated for an archaeological project.
- (C) Includes \$3,555,064 in contracts from Caesars Casino Incorporated for an archaeological project. Includes a \$1,387,500 federal grant from the US Department of Education to support the Quality Workforce Development in Indiana Through DegreeLink Program Enhancement project. Includes a \$906,198 federal grant from the Health Resources and Services Administration to support the construction of the Midwest Center for Rural Health building.
- (D) Includes a \$4,396,861 grant from the Lilly Endowment, Inc. for the support of the Sullivan County CAPE project.

Proposals Submitted

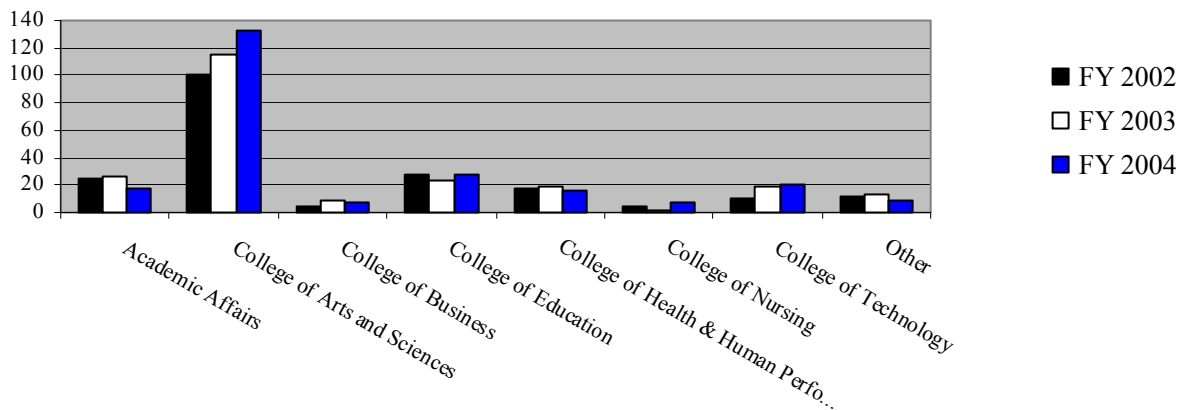
A total of 239 proposals were submitted through the Office of Sponsored Programs in FY04 from throughout the university. When comparing the numbers of proposals submitted by funding source, 36% were submitted to Federal sources and 12% were submitted to State sources. The majority (52%) of proposals were submitted to Other sources, which includes private corporations, foundations, and non-profit organizations. The total dollar amount of requests for funding increased by over 2.5 million dollars from FY03 to FY04.

Percentage of Proposals Submitted by Source



Proposals by Academic Unit										
Division	FY00		FY01		FY02		FY03		FY04	
	#	\$	#	\$	#	\$	#	\$	#	\$
Academic Affairs	8	1,805,773	7	558,295	25	7,607,075	26	6,752,262	18	5,418,050
College of Arts and Sciences	100	17,942,453	81	8,898,710	100	9,584,874	115	22,910,587	133	24,586,831
College of Business	13	1,082,531	13	268,467	4	149,812	9	1,262,017	7	294,719
College of Education	28	14,652,696	31	9,178,018	27	4,586,865	24	12,738,660	28	11,078,667
College of Health & Human Performance	15	154,083	22	882,350	17	715,722	19	675,381	16	2,041,124
College of Nursing	10	191,883	6	135,975	4	143,223	1	312,924	7	475,576
College of Technology	22	1,944,846	20	1,406,426	10	947,399	19	530,810	21	3,256,344
Cummingham Memorial Library	1	4,866	2	19,614	2	15,845	3	25,837	2	7,383
Other	24	2,262,543	19	4,874,214	10	117,157	10	42,204	7	599,115
Total	221	40,041,674	201	26,222,069	199	23,867,972	226	45,250,682	239	47,757,809

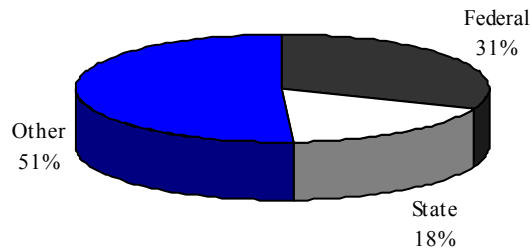
Number of Proposals Submitted by Academic Unit



Awards Received

Indiana State University received 122 awards totaling \$10,217,123. This is an increase of over 1.5 million dollars in external funding from FY03 to FY04.

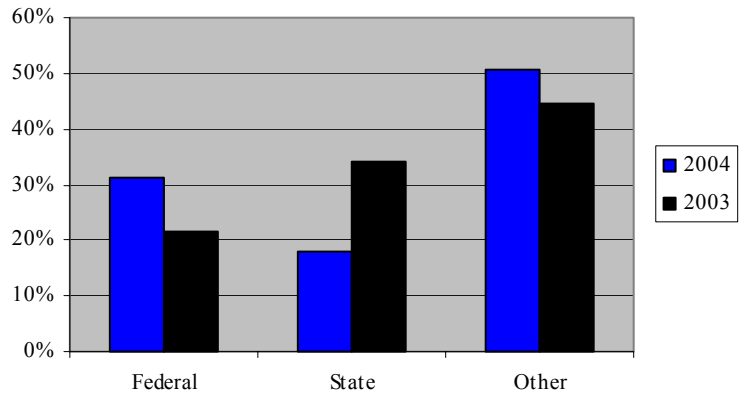
Percentage of Awards by Source FY04



Of the 122 awards, 31% were received from Federal sources, 18% were received from State sources, and 51% were received from Other sources. It should be noted that the dollar amount of the awards can be inversely related to the number of awards. Awards from Federal sources tend to be much larger, while those from Other sources are frequently smaller in dollar amount. Thus, in terms of the dollar amount awarded, Federal sources accounted for \$5,318,371 or 52% of the total amount of funding from awards.

A comparison of the sources of funding from the past two fiscal years shows that the number of awards from Federal sources increased by around 10% in FY04 along with an increase in Other sources of approximately 5%.

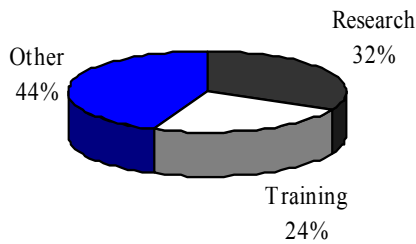
Source of Funding Comparison FY03 and FY04



Number and Amount of Awards by Source (FY00-FY04)						
Year	Federal		State		Other	
	#	\$	#	\$	#	\$
2004	38	5,318,371	22	3,067,101	62	1,831,651
2003	27	3,562,300	43	3,242,237	56	1,880,945
2002	23	2,229,348	34	2,002,126	55	6,301,824
2001	30	4,935,626	39	3,276,461	66	4,804,102
2000	19	3,669,211	40	2,318,697	63	8,133,744

Number and Amount of Awards by Funding Source (FY00-FY04)										
Sponsor	FY00		FY01		FY02		FY03		FY04	
	#	\$	#	\$	#	\$	#	\$	#	\$
Non-Federal:										
Corporations	13	7,574,245	19	3,799,786	11	298,975	16	689,174	12	537,987
Foundations	12	168,439	5	117,038	6	4,539,436	4	165,600	2	161,400
Non-Profit	24	298,379	24	665,743	26	1,330,817	19	520,556	26	276,494
Other	1	500	0	0	3	61,207	36	1,362,924	14	621,370
State	40	2,318,697	39	3,276,461	34	2,002,126	25	2,402,428	22	3,067,101
Local	13	92,182	18	221,535	9	71,389	1	7,500	8	234,400
Subtotal of Non-Federal	103	10,452,442	105	8,080,563	89	8,303,950	101	5,148,182	84	4,898,752
Federal:										
NSF	2	181,485	4	326,042	4	541,759	5	403,691	6	451,352
Education	8	2,936,078	10	3,253,674	12	1,341,091	10	2,489,579	14	3,888,452
DHHS	2	108,859	6	1,198,536	4	322,098	3	355,373	0	0
USDA	1	402,000	0	0	0	0	0	0	2	11,286
NASA	1	13,200	1	21,850	0	0	0	0	0	0
Defense	0	0	4	56,964	0	0	0	0	0	0
Interior	1	1,500	0	0	0	0	0	0	0	0
DOE	0	0	3	53,110	0	0	0	0	0	0
NEH	1	5,000	1	5,000	0	0	0	0	0	0
Information	1	8,589	1	20,450	0	0	0	0	0	0
Other Federal	2	12,500	0	0	3	24,400	7	288,657	16	967,281
Subtotal of Federal	19	3,669,211	30	4,935,626	23	2,229,348	25	3,537,300	38	5,318,371
Total	122	14,121,653	135	13,016,189	112	10,533,298	126	8,685,482	122	10,217,123

Percentage of Awards by Activity FY04

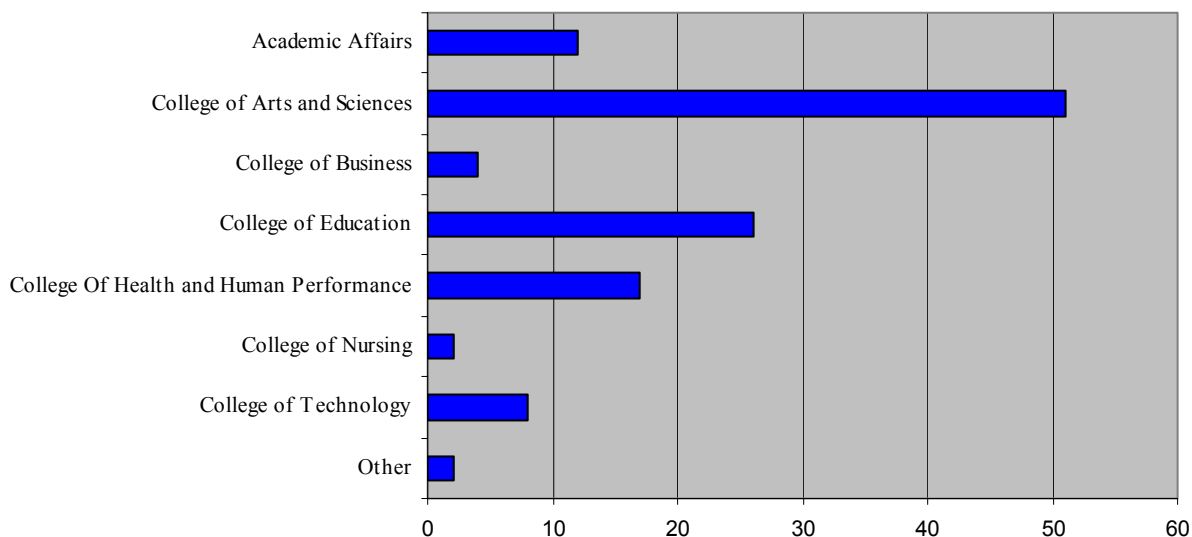


Of the 122 awards, 32% were granted to support research within Indiana State University. 24% were granted for training initiatives and 44% for other activities. The total dollar amount of awards received for both research and training increased from FY03 to FY04.

Number and Amount of Awards by Activity (FY00-FY04)						
Year	Research		Training		Other	
	#	\$	#	\$	#	\$
2004	39	1,797,508	29	4,692,541	54	3,727,074
2003	41	1,459,419	21	3,415,803	64	3,810,260
2002	46	1,062,462	18	1,787,463	48	7,683,373
2001	39	4,855,325	37	4,228,220	59	3,932,645
2000	41	8,102,049	25	3,489,110	56	2,530,494

In FY04, the College of Education received the largest amount of funding at \$5,630,205 from 26 awards. The College of Arts and Sciences received the largest number of awards (51), with total funding of \$2,272,519. Academic Affairs received 12 awards with a combined funding of \$1,865,693.

Total Projects Funded per Academic Unit FY04



Funding Opportunities

One of the priorities of the Office of Sponsored Programs is to alert potential investigators of funding opportunities from a diverse pool of government and private sources. This is accomplished through announcements in our newsletter, customized searching through our databases, and remote access to those databases. Most recently the University’s membership with the Community of Science was expanded to provide weekly funding alerts. The funding alerts are sent electronically to all ISU faculty and staff registered within the Community of Science system. Users define their individual expertise criteria on their profile through registration, which is then used by the COS system to flag potential funding opportunities to include in their weekly alerts.

Student Research

Students continued to play an important role in sponsored activities at Indiana State University. In addition to the numerous projects that engaged students in the research activities of faculty and staff, several students applied for and received grants to support their individual research projects and activities. During FY04, 22 students submitted applications and proposals soliciting external research support. From this group, eight received grant awards with a combined value of over \$9,000.

Activity by Division and Department: FY04	Proposals Submitted	Amount Requested	Awards Received	Amount Received
Academic Affairs				
Center for Public Serv and Comm Engagement	3	841,002	2	90,000
Graduate School	1	220,427	1	220,427
International Affairs	4	228,338	2	190,593
Office of the Provost	2	1,587,235	1	369,291
Student Academic Services Center	5	1,034,577	4	959,072
TH Center for Medical Education	2	1,495,911	1	25,750
West Central - AHEC	1	10,560	1	10,560
Sub-Total	18	5,418,050	12	1,865,693
College of Arts and Sciences				
African and African American Studies	1	5,000	-	-
Art	2	31,940	1	39,894
Chemistry	15	2,522,713	4	41,410
Criminology	1	14,558	2	157,977
Dean's Office	3	171,173	-	-
Economics	5	177,701	4	86,410
English	2	45,000	1	40,000
Family and Consumer Sciences	-	-	1	92,743
Geography, Geology, and Anthropology	37	4,611,381	16	1,136,126
Languages, Literatures, and Linguistics	2	16,075	1	3,075
Life Sciences	43	7,245,912	10	492,221
Mathematics and Computer Science	2	752,666	-	-
Music	5	81,300	1	18,464
Physics	3	318,546	1	21,125
Political Science	1	329,768	1	94,418
Psychology	4	8,095,244	1	14,250
Science Education	2	43,077	1	10,000
Social Work	1	9,766	1	9,766
Sociology	2	7,000	3	7,500
Theater	2	108,011	2	7,140
Sub-Total	133	24,586,831	51	2,272,519
College of Business				
Organizational	4	129,304	3	29,344
TH Area SBDC	3	165,415	1	101,319
Sub-Total	7	294,719	4	130,663
College of Education				
Blumberg Center	7	3,877,048	6	1,996,684
Communication Disorders & Special Education	1	106,000	1	106,000
Counseling	2	39,000	1	26,000
Curriculum Instruction & Media Technology	1	686,552	-	-
Dean's Office	2	161,399	2	161,400
Educational and School Psychology	1	75,000	1	75,000
Educational Leadership Administration	4	575,503	3	200,488
Educational Talent Search	1	247,570	2	495,140
Elementary and Early Childhood Education	4	66,736	4	405,510
Educational Outreach	1	4,224,417	1	893,626
Educational Research and Evaluation	1	400,000	1	428,000
Upward Bound	3	619,441	4	842,357
Sub-Total	28	11,078,667	26	5,630,205

Activity by Division and Department: FY04	Proposals Submitted	Amount Requested	Awards Received	Amount Received
College of Health and Human Performance				
Athletic Training	3	25,834	8	72,009
Health and Safety	7	1,875,297	6	92,000
Physical Education	3	43,393	1	1,987
Recreation and Sports Management	3	96,600	2	18,600
Sub-Total	16	2,041,124	17	184,596
College of Nursing				
Baccalaureate and Higher Degree Program	5	427,576	1	7,920
Dean's Office	2	48,000	1	24,000
Sub-Total	7	475,576	2	31,920
College of Technology				
Aerospace Technology	1	32,240	-	-
Dean's Office	3	1,773,262	1	38,174
Industrial and Mechanical Technology	9	148,890	5	7,240
Industrial Technology Education	6	376,926	2	41,614
Manufacturing and Construction Technology	2	925,026	-	-
Sub-Total	21	3,256,344	8	87,028
Cunningham Memorial Library				
Cunningham Memorial Library	2	7,383	1	5,499
Sub-Total	2	7,383	1	5,499
Office of Information Technology				
Instruction & Research Technology Services	1	1,000	-	-
Sub-Total	1	1,000	-	-
Office of the President				
Human Resources	1	13,200	-	-
OSPIRE	1	25,000	-	-
Sub-Total	2	38,200	-	-
Student Affairs				
Career Center	1	5,000	-	-
Public Safety	2	404,915	1	9,000
Student Affairs	1	150,000	-	-
Sub-Total	4	559,915	1	9,000
Year-to-Date Totals	239	47,757,809	122	10,217,123

Office of Sponsored Programs
114 Erickson Hall
Indiana State University
Terre Haute, IN 47809
(812) 237-3088
<http://osp.indstate.edu>

