

Setting up your student email in iOS (iPhone, iPad, iPod Touch)

Please have the following information with you:

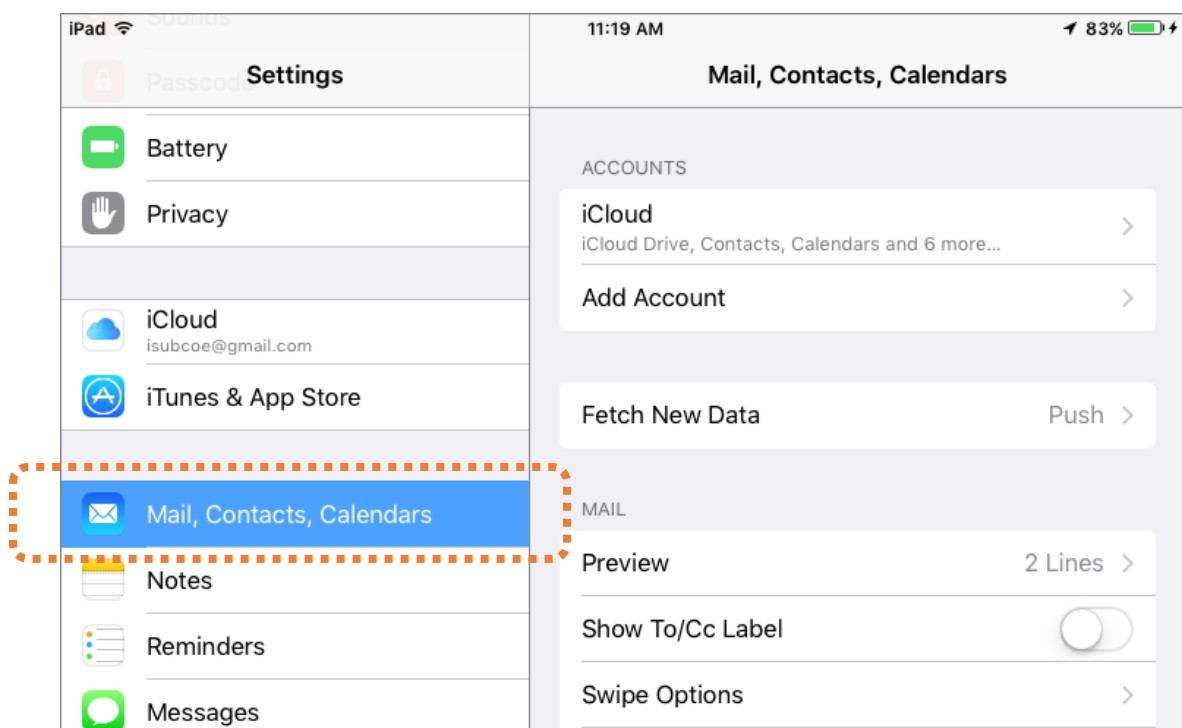
- Your username, email address, and password

You will also need the following ISU network information:

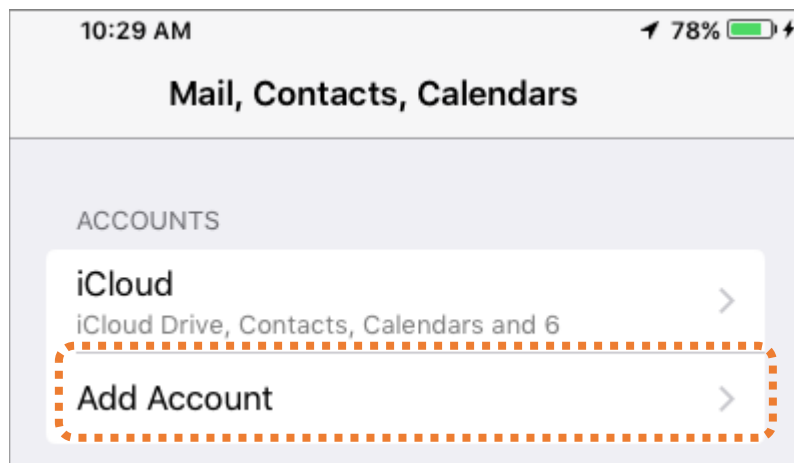
- Server: outlook.office365.com

Setup your student sycamores email in iOS


1. Tap the Settings > Mail, Contacts, Calendars.



2. Under ACCOUNTS, tap Add Account.



3. Tap Exchange.



4. Enter your sycamore email address and password.

Cancel Exchange Next

Email email@company.com

Password Required

Description My Exchange Account

5. Tap Next.

Cancel Exchange Next

Email @sycamores.indstate.edu

Password ●●●●●●●●●●

Description Exchange

6. Choose options that you want to sync with the device and tap Save.

Cancel Exchange Save

Mail

Contacts

Calendars

Reminders

Notes