

Applying to the ISU MAT Program

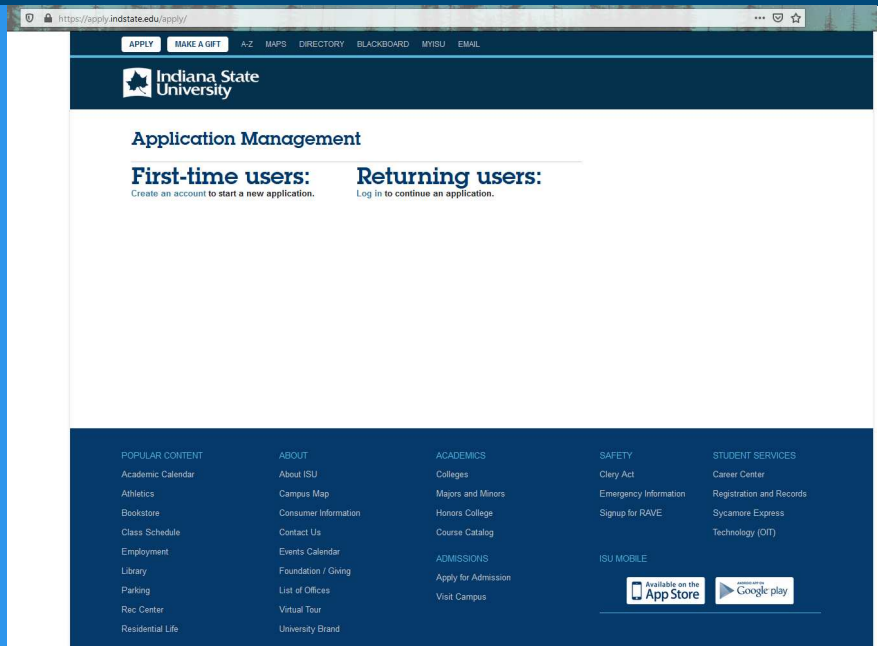


Follow this step-by-step guide to applying to the ISU MAT Program!

Step 1

First, sign up for an account at <https://apply.indstate.edu/apply>.

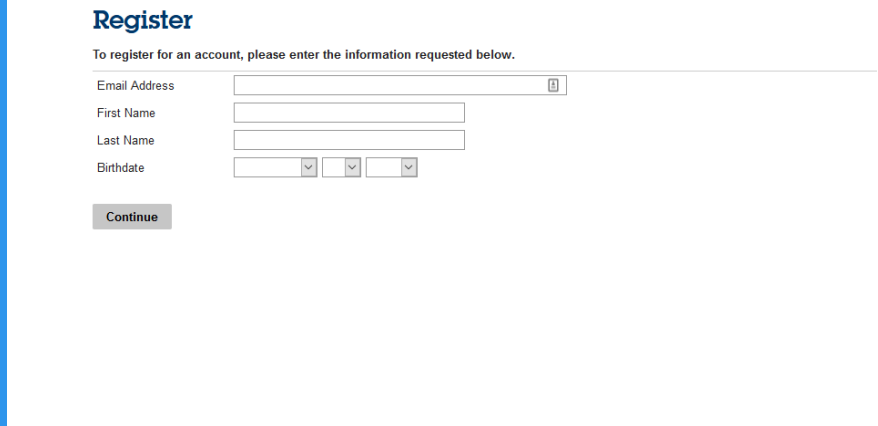
1



Step 2

Register for an account with an email address to which you have good access.

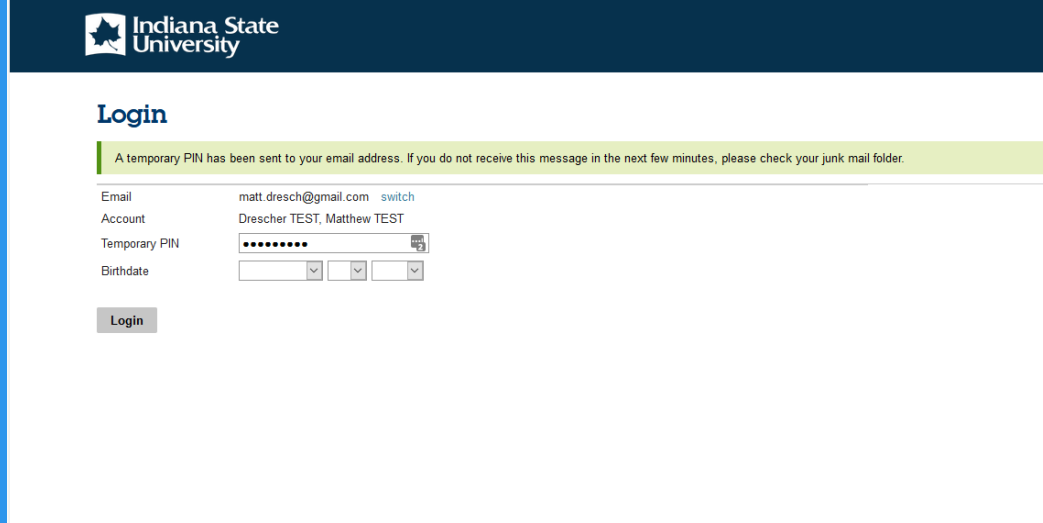
2



Step 3

The system will send a one-time PIN to your email. Use that along with your DOB to register your account.

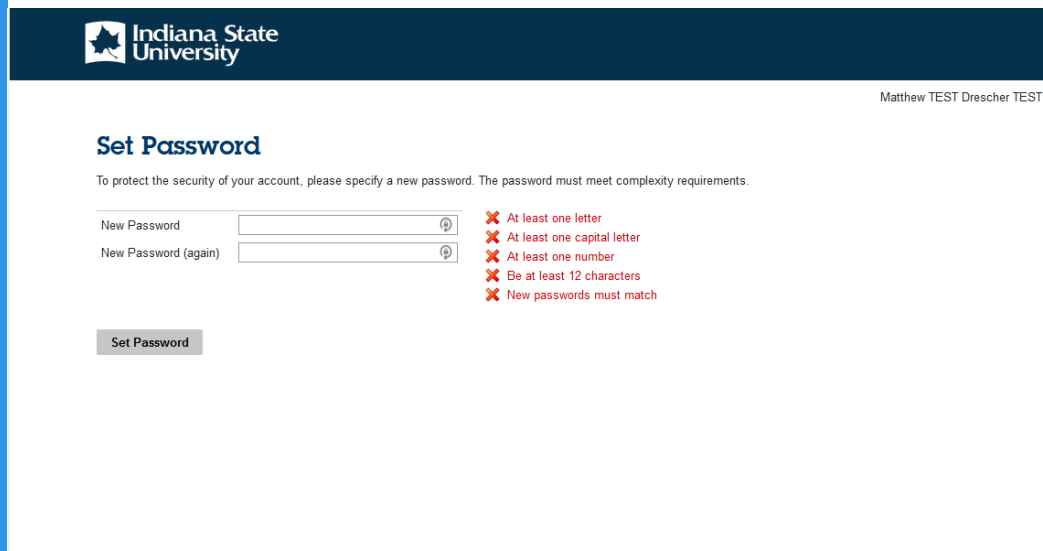
3



Step 4

Create a new password for the account. This, along with your email, will allow you to log into the system and access your application.


4



Application Management

Your Applications			
Type	Status	Started	Submitted
You have not yet started an application using this account.			

[Start New Application](#)



Step 5

Click on "Start New Application"

5

Application Management

Your Applications			
Type	Status	Started	Submitted
You have not yet started an application using this account.			

Start New Application x

Select an application type:
August 2020 - July 2022

Graduate v



Step 6

Designate whether you are starting a graduate or undergraduate application and click "Create Application"

6

Application Management

Your Applications			
Type	Status	Started	Submitted
You have started 1 application, listed below, using this account.			
Graduate		10/19/2020	

Application Details x

Started: 10/19/2020
Status: In Progress
August 2020 - July 2022

Undergraduate
 Graduate



Step 7

Click on your application, double check that you have designated the correct application level, and click "Open Application"

7

Personal Information

- [Home](#)
- [Personal Information](#)
- [Citizenship](#)
- [Graduate Program of Study](#)
- [Academic History](#)
- [Additional Information](#)
- [Military](#)
- [Recommendations](#)
- [Signature](#)
- [Review and Submit](#)

Identification Information

Provide your legal name, and any previous names such as maiden name, for example. Please ensure that the name you use to apply matches the name that appears on your official transcripts and standardized test scores.

International Students: Enter your name exactly as it appears in your passport. Your family/surname should be entered in the last name field. Please be sure your name is written exactly as in your passport identity page, in both spelling and order.

Please provide your legal name and any previous names (such as maiden and married names). If you've ever attended ISU and undergone a name change since you last enrolled, apply with your current legal name. Please add the name you originally registered with ISU.

First Name
Matthew TEST

Preferred First Name

Middle Name

Step 8

This is where you enter in your personal information. Make sure to enter all information that is marked by a * symbol

8

Citizenship

- [Home](#)
- [Personal Information](#)
- [Citizenship](#)
- [Graduate Program of Study](#)
- [Academic History](#)
- [Additional Information](#)
- [Military](#)
- [Recommendations](#)
- [Signature](#)
- [Review and Submit](#)

US Citizen—You are a United States citizen if you were either born within the United States or have become a naturalized citizen.

US Permanent Resident—You are a United States permanent resident if you have been authorized to live, work, and attend school in the United States permanently. US permanent residents have been issued a US Permanent Resident Card (Green Card - I-551). [Select no for this question if you have DACA status.]

DACA Status—You have Deferred Action for Childhood Arrival (DACA) status if you were approved and received an approval notice (I-821D) as a child of an undocumented immigrant. You must apply as an international student.

International—If you are not a US Citizen or US Permanent Resident, then please review <https://www.indstate.edu/international>

Nation of Citizenship*
United States v

What is your state of legal residence?*

While not required to apply, your social security number is required for financial aid and class registration.

Social Security Number

*Indicates a required field

Step 9

This is where you will enter information about your citizenship. This is required to be eligible to apply for some applications.

9

Graduate Program of Study

- [Home](#)
- [Personal Information](#)
- [Citizenship](#)
- [Academic History](#)
- [Graduate Program of Study](#)
- [Additional Information](#)
- [Military](#)
- [Recommendations](#)
- [Signature](#)
- [Review and Submit](#)

Campus*
Indiana State University Main Campus v

Field of Interest*
Athletic Training v

Program of Study*
MAT - Athletic Training v

Term*

Student type*
New Graduate v

*Indicates a required field

Step 10

This is where you will designate your program of study. You should put:

- "ISU Main Campus"
- Athletic Training
- MAT - Athletic Training
- Application Term
- Select New Graduate

10

Step 11

This is where you will enter information about all previous academic experience and list every college and university previously attended.

11

Step 12

This is where you enter additional information required by the University.

12

Step 13

This is where you can enter information about any relevant military experience.

13

Step 14

After obtaining permission to use someone as a reference, enter their name and email address in this step. The system will send them an automated email to complete and upload their recommendation. You must submit **AT LEAST 3 REFERENCES**

14

Step 15

This is where you will sign your full name to verify the information in the form.

15

Step 16

This screen will only show any missing information in your application. It is IMPORTANT that everything is filled out and complete so we can review your application in a timely manner!

16

Step 17

After submitting your form you will be prompted to pay the \$45 application fee. On this page you will also submit:

- 1) Resume
- 2) Personal Statement

Materials Required:

- Official transcripts for all institutions attended (undergraduate and graduate) must be sent directly to Graduate Admissions.
- CV/Resume
- Personal Statement