

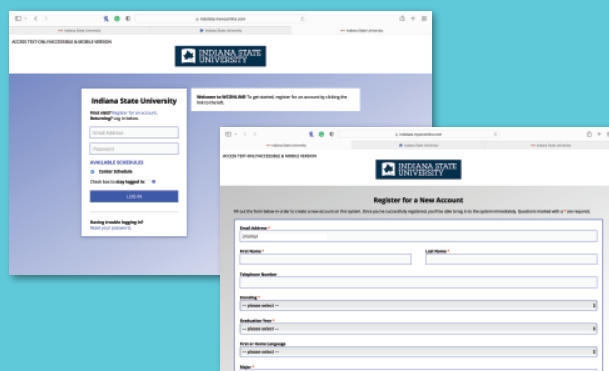
ISU Writing Center

How to Schedule an Appointment

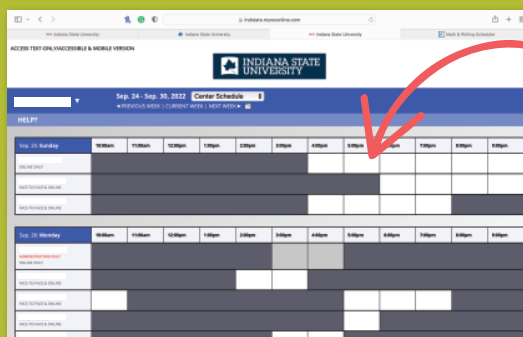
Step 1:
Visit indstate.mywconline.com
& register for an account.



scan here to register!

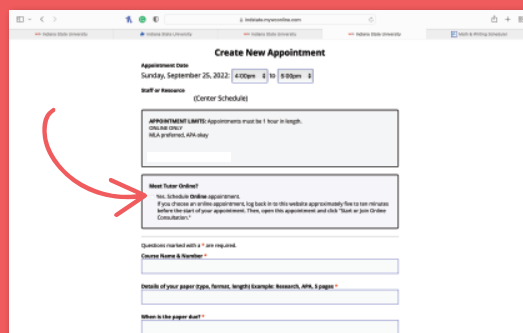


Step 2:
Choose an appointment slot.
All available appointment times
are shown by a white box.



Step 3:
Fill out the boxes with information
needed for your tutoring session.

If you'd like to have an online
appointment, make sure to select
yes under "Meet Tutor Online?"



Step 4:
Once your appointment is
confirmed, you will see the
"Existing Appointment" page.

In-person appointments: If you selected an in-person
appointment, just arrive to the Writing Center a few minutes
before your scheduled time.

Online appointments: If you selected an online appointment,
return to the page and select "start or join online consultation"
to be redirected to a window to start your video visit with your
tutor. *Appointments will NOT take place on Zoom.*

