



INDIANA STATE
UNIVERSITY



Annual²³ Report²⁰

ENROLLMENT MANAGEMENT

DEAR COLLEAGUES AND FRIENDS,

I am delighted to share the exciting news from Indiana State University's 2023 Annual Enrollment Report. We proudly and enthusiastically announce our second consecutive year of increasing student enrollment, having welcomed 2,584 new Sycamores into our university family.

Our campus has become a vibrant tapestry of diversity, with students hailing from 43 states and 40 countries. This rich blend of backgrounds and perspectives enriches our academic community and reinforces our commitment to fostering global citizenship.

One of our most noteworthy achievements this year is the phenomenal growth of our Honors College. This year marks a significant milestone, as our Honors student cohort constitutes the largest proportion of our incoming student class in the history of Indiana State.

In addition to our influx of new students, we are pleased to report a significant increase in our retention rate, which now stands at an impressive 69 percent. This is a four percent boost from the Fall 2021 class and a remarkable nine-point increase from the Fall 2020 class. It speaks volumes about the commitment and support of our faculty and staff, and our broader ISU community, in ensuring our students thrive academically and personally during their time at Indiana State.

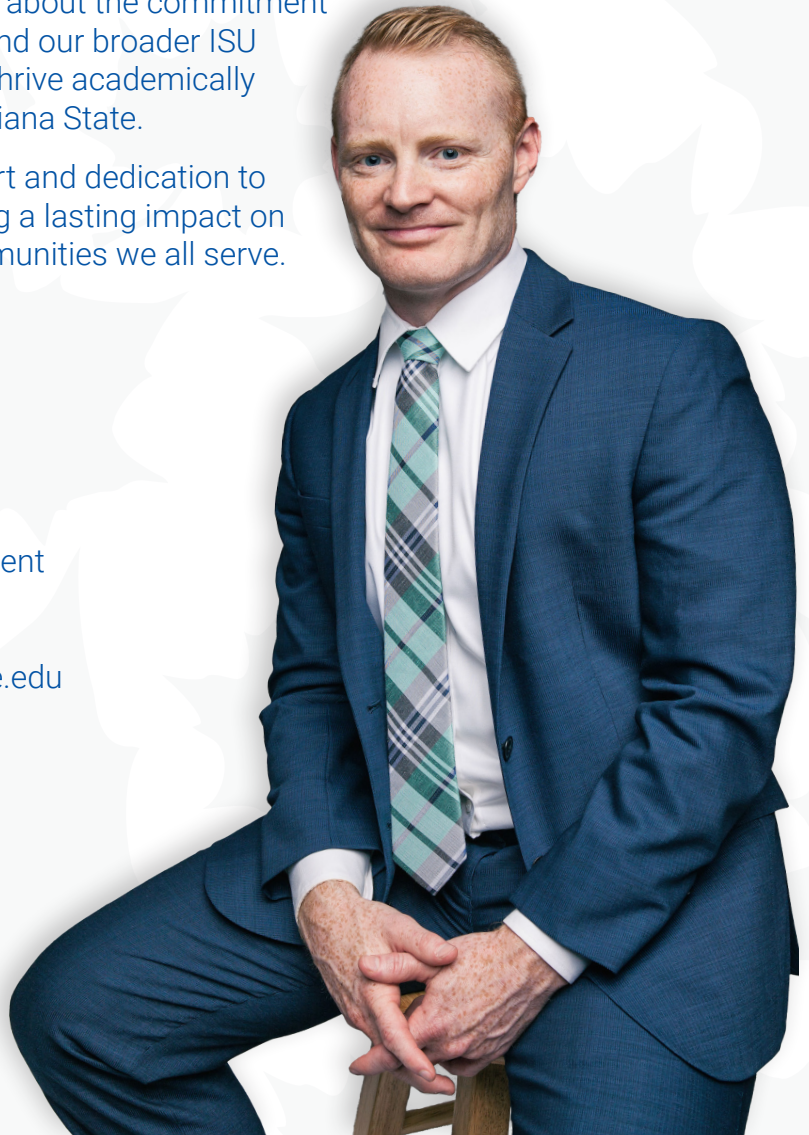
Thank you for your unwavering support and dedication to our university. Together, we are making a lasting impact on the lives of our students and the communities we all serve.

Warm regards,



Dr. Jason Trainer
Vice Provost for Enrollment Management
Indiana State University

812-237-3559 | jason.trainer@indstate.edu





SYCAMORE PERSISTENCE

68.6%

1-Year Retention (+4%)

33.7%

4-Year Graduation Rate (+1%)

461

4-Year Graduation Guarantee
Sign-Ups for the Class of 2027

(Students have until the end of their first semester to sign up.)

251

New Distance Graduate Students (+2%)



SYCAMORE PREPAREDNESS

22%

One in five Class of 2027 students,
349 in all, enrolled in Honors College.

3.27

Average Freshmen Class GPA

ACTIVITIES & MARKETING

1,563

first-year students
attended a State
Orientation
session in June
or August.

18.7M

website
pageviews

248

on-campus transfer students
completed orientation
modules and are enrolled.

15 international students
attended (this includes FY
and transfer).

ADMISSIONS & RECRUITMENT

23,271

apps
processed

1,680

admitted
21st Century
Scholars

3,230

admitted
students from
underrepresented
groups

12,451

freshman
admits

1,326

transfer
admits

1,128

graduate
admits



INCOMING CLASSES

1,568

Freshman Students (+2%)

503

Graduate Students
(+5%)

513

Transfer Students



TOTAL FALL ENROLLMENT

8,305

Total Fall
Enrollment

6,669

Undergraduate

1,636

Graduate

76%

from Indiana

9%

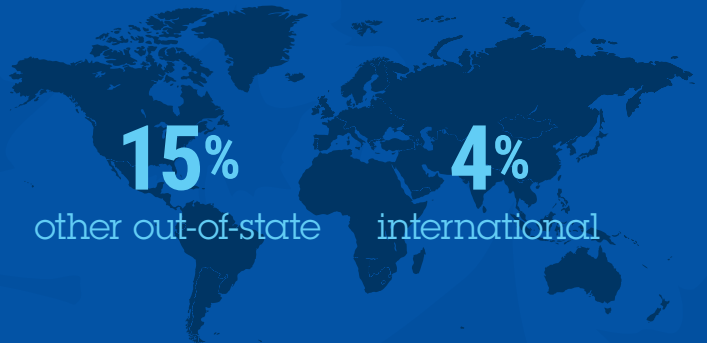
from Illinois

15%

other out-of-state

4%

international





COLLEGE ENROLLMENT

2,322

Undergraduate students enrolled in the
College of Arts & Sciences

536

Graduate students enrolled in the
Borh College of Education

12%

Graduate student growth for the
Scott College of Business



FINANCIAL AID

\$22,486

average debt
of undergrad
graduate
(federal loans)

\$26,018

average debt
of undergrad
graduate
(all loans)

46%

with a
FAFSA are
Pell-eligible

\$2,831,246

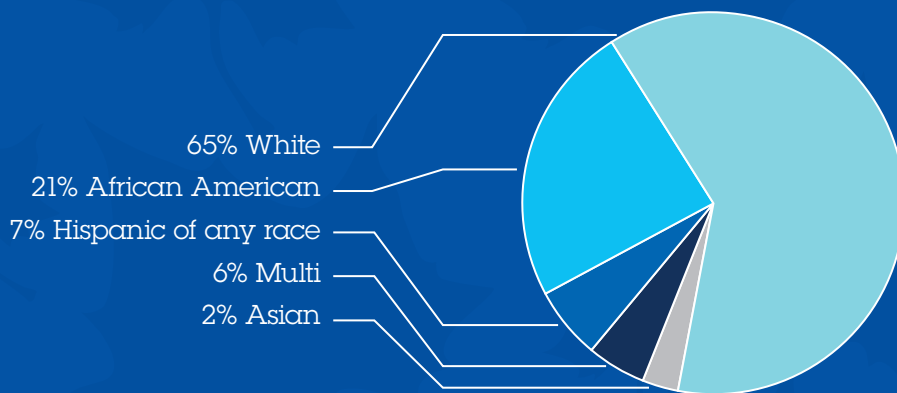
institutional
need-based aid

\$10,891,709

institutional
merit-based aid



RACE/ETHNICITY



35% of new domestic freshmen are
minority students.



PREFERRED PARTNERS

23

Signed/Executed
Preferred Partner Agreements

6 CORPORATE PARTNERS



1 HIGHER EDUCATION PARTNER



16 INDIANA SCHOOL DISTRICT PARTNERS

Bartholomew Consolidated School Corporation
Clay Community Schools
Eastern Greene Schools
Eminence Community School Corporation
Greencastle Community School Corporation
Linton-Stockton School Corporation
Metropolitan School District of Lawrence Township
North Central Parke Community School Corporation

North Putnam Community Schools
North Vermillion Community Schools
Northeast School Corporation
Southwest Parke Community Schools
Tippecanoe School Corporation
Vigo County School Corporation
Warsaw Community Schools
Westfield-Washington School District



PENDING PREFERRED PARTNER AGREEMENTS

All five academic colleges currently have Preferred Partner agreements pending. We anticipate a continuation of the significant growth in Preferred Partners that we have experienced in the last 18 months.



INDIANA STATE UNIVERSITY