



# ACADEMIC AFFAIRS INDIANA STATE UNIVERSITY

## Faculty Guide: Faculty Activity Database (FAD) P&T Year 6 Faculty

**P&T Year 6 DUE DATE for FAD: Friday, September 29**



- *FAD is essentially our electronic professional portfolio. It is used for annual evaluations, ISU accreditation (Higher Learning Commission), various reports throughout the year for departments and the college (syllabi, service, scholarship)*

### General reminders:

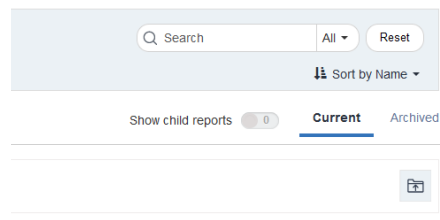
- Review Department / School Promotion, Tenure, and Retention Policy
- Tenure-Track: Review College Promotion & Tenure Policy
- Instructors: Review College Promotion and Retention of Instructors

### Evaluation Process for P&T Year 6 Faculty:

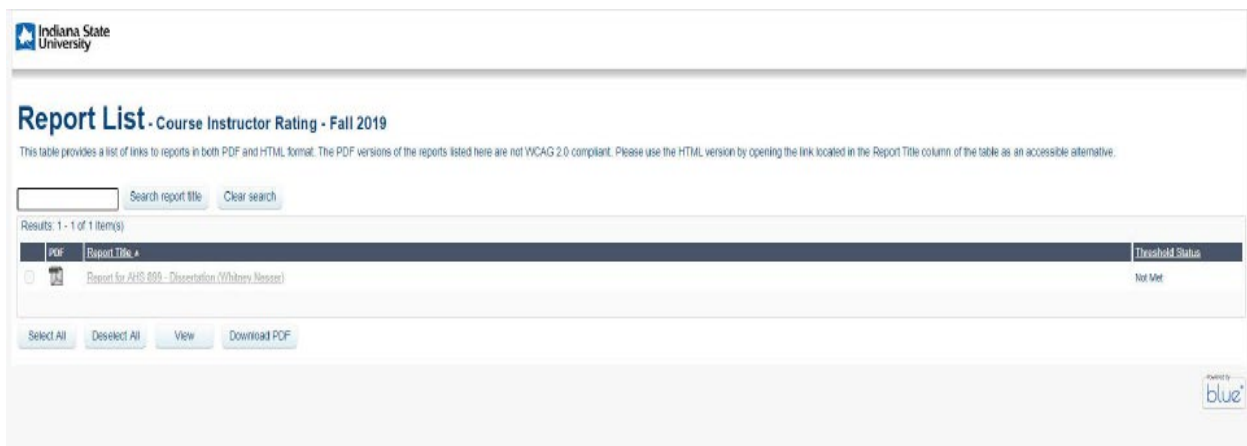
- Faculty submit FAD by due date
- Department/School check-in (this is done by your Department Chair, but does not do an evaluation yet, just administratively reviews your FAD to see if report has same date as submitted materials, if there are summary statements, etc. However, a Chair can decide to forward a submission 'as is' even if things are missing – it is your responsibility as faculty to ensure your materials are as complete and accurate as possible).
- Department/School Personnel Committee evaluation
- Department/School Chair evaluation
- Faculty acknowledgment & response (you have an option to provide a response to reviews, but it is not a requirement). If you do not move your FAD to the next step, it will automatically advance in 7 days.
- College check-in
- College Personnel Committee evaluation
- Faculty acknowledgment & response (optional)
- Dean evaluation
- Faculty acknowledgment & response (optional)
- Academic Affairs check-in
- Provost Level review
- Faculty file step (this is the final version that reflects all the previous steps and this goes in your faculty file).

### Important FAD reminders:

- **Syllabus:** Include for every course, and every section of that course
- **Student evaluations:** Include for every course, and every section of that course.
  - Student evaluations are not automatically populated into FAD. You must upload them manually to corresponding courses/sections.
  - Student evaluations starting in spring 2018 are available through your ISU Portal. Click on 'ISU Apps', then look for the 'Blue Course Ratings'
  - If for some reason a course evaluation was not completed or not saved, please upload an explanation in lieu of the reports (this should occur rarely).
- Once you click on that app, recent semesters in which you've taught will show on the screen. To see prior terms, look to the right of the screen under reports, and click on Archived (it is greyed out, but you can click on it).



- All student evaluations since spring 2018 will be there. Click on the one(s) you need, download, save, and upload to FAD under the corresponding course/section. If it shows Threshold Not Met, this means that no students responded. You can screenshot (like below) and save to pdf to upload in FAD to show you accessed your evaluation, but that no students responded.



- If applicable, include High Impact Practices and Career Readiness Competencies, attaching examples for at least one or more of what you checked (recommend doing this for every class, every section).
- Run a Rapid Report to review. It will open as a word document and will show if there are any spelling / grammar errors, etc. If something needs to be corrected, you must go back into the specific FAD entry and correct it. The downloaded report is taking information directly from FAD, so altering the word document will not save to FAD.

- Under the Workflow tab, depending on College preference, Summary Statements can be brief or longer narratives. Brief points can be data based (e.g. “attended 9 out of 10 faculty meetings”; “my student evaluations ranged from 4.5-5.0 on a scale of 0-5 with a mean of 4.73”; “I wrote 7 recommendation letters for students”; “I taught 358 students – 58 distance, 250 undergraduate, 50 graduate) and entered into the summary boxes. If summary statement is longer than a few sentences, add it as an attachment PDF.
- On the Summary Screen (where you actually will click the button to submit your FAD):
  - Depending on College preference:
    - Upload your current CV
    - Include an executive summary and/or upload the P&T/Retention document with which you are being evaluated
  - **Remember to refresh the PDF report RIGHT BEFORE YOU SUBMIT your materials!!**

**Promotion and Tenure and Promotion Schedule for  
2023-2024**

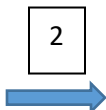
Due Date or Activity	Item	Action	Notes
Friday, August 11, 2023	Confirm with Deans the P&T and P lists	Provost to Deans	
Monday, September 4, 2023	Notify P&T and P faculty of FAD workflow availability	Provost to Faculty	
Friday, September 29, 2023	Faculty submit materials (P&T,P)		
Monday, October 16, 2023	Review completed by Department Committee (P&T,P)		
Friday, October 27, 2023	Review completed by Department Chair/EDN (P&T,P)		
Friday, December 8, 2023	Review completed by College Committee (P&T,P)		
Tuesday, January 2, 2024	Review completed by Dean (P&T,P)		
<b>Provost consults w/ department committees, chairs, deans, college/library committees on any disagreements in recommendations.</b>			
<b>Saturday, February 3, 2024</b>	P&T & Promotion Notification Letters & Nonreappointment Letters	Provost to Faculty	<b>Non-reappointment letters will be sent certified w/ return receipt requested</b>
Friday, February 16, 2024	Deadline for Receipt of Appeals (if any) or withdrawals (P&T,P)	Faculty to PTOC	
Friday, March 1, 2024	P&T & Promotion Notification Letters (yes only)	President to Faculty	
Friday, March 1, 2024	Promotion and Tenure Oversight Committee (PTOC) Determines if Hearings are Warranted (P&T,P)	PTOC to Provost	
Friday, March 15, 2024	Promotion and Tenure Oversight Committee (PTOC) - Completion of Hearings (P&T,P)		
Friday, March 29, 2024	Promotion and Tenure Oversight Committee (PTOC) - Provides Recommendation of the Hearings to Provost (P&T,P)	PTOC to Provost	
<b>Provost conveys his &amp; the PTOC recommendations to the President</b>			
Tuesday, May 28, 2024	Final Notification of appeals (if any) (P&T,P)	President to Faculty	

**There are no more paper forms, but an electronic workflow system through FAD. Faculty are notified when they can access.**

***This document shows how to submit your FAD*** (Note: these are just example screenshots, so ignore the dates listed, yours may be different)

### Step 1: Workflow

1. Click the “Workflow” tab at the top of your screen.
2. Under the Inbox, there should be a line that says something about “xx year review”. Click it.
3. See Step 2 (next page)



The screenshot shows the 'Workflow Tasks' section of the Digital Measures application. The 'Inbox' tab is selected, showing a table with the following data:

Name	Step	Subject	Due Date
2021-21 2nd year reviews January start	Faculty	Me	September 1, 2020 @ 11:59 PM

Below the 'Inbox' table, the 'History' tab is also visible, showing a table with the following data:

Name	Current Step	Subject	Last Modified	Actions
<a href="#">1st Year Review - January start</a>	Completed	Me	February 21, 2020	▼

The URL at the bottom of the page is: <https://www.digitalmeasures.com/login/indstate/faculty/app/workflow/submissions/66178ac0-9c64-43dd-9235-5d57ff21fd37?s=0>

Next page shows Step 2

## Step 2: Workflow

4. This should be the next screen you see (Annual Review, teaching summary, etc). This is the page for your summary statements.
5. Enter/upload your CV and summary statements. Be sure to convert documents to PDF prior to uploading.
6. 'Refresh Report' for Annual Review (this is your FAD report). The Last Updated date should be the same date you submit your FAD. At any point, if you want, you can click on and open the Annual Review and open it to make sure it shows what you intend.
7. Click on "Actions" (upper right corner) and click "Save Draft". Then, to see what is saved, use the back arrow, or click on Activities – something to take you out of the Workflow tab. Then, click the Workflow tab again, and whatever you saved should be visible.
8. When ready to submit FAD, Click on "Actions" and click "Submit to Department Check-In". Your FAD will now be submitted and will progress through the review process.

The screenshot shows the 'Faculty Step - Due September 1, 2020 @ 11:59 PM' page in the Digital Measures system. The page includes a navigation bar with 'Activities', 'CV Imports', 'Reports', and 'Workflow' tabs. The 'Workflow' tab is active. The page content includes a reminder to refresh the report, a section for the CHHS Annual Review with a 'Last Updated' date and a 'Refresh Report' button, a section for uploading a CV with a message indicating the limit of 1 file, a section for the Executive Summary with a rich text editor, a section for uploading an optional Executive Summary File, and a section for the Teaching Narrative with another rich text editor. Blue arrows and boxes with numbers 5, 6, 7, and 8 are overlaid on the image to indicate specific steps in the process.

5

6

7, 8